



MB15004

Robinia 1.5m High Twin Deck Unit

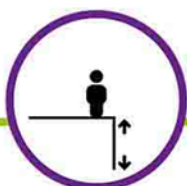


Product Description:

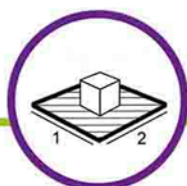
Our Robinia timber climbing units offer a range of play experiences, from climbing and sliding to balancing and agility. The angled posts and abstract design adds to the rustic and subtle aesthetic of natural play areas.



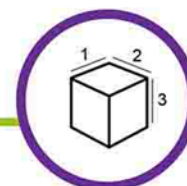
4-12 years



1.50m



11.60m x 9.10m



8.50m x 5.80m x 3.60m

This product has been designed in accordance with BS EN:1176